G6PD 定量檢驗院際品管調查結果試劑統計分布圖

調查批次：RH2025-03　檢體寄出日期：2025 年 09 月 15 日　報告截止日期：2025 年 09 月 22 日
回收份數(比率)：25 份 (100%)

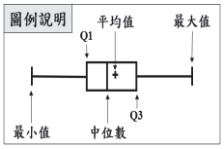

Sample 1

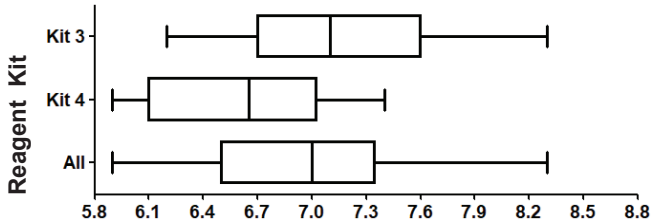

檢體 1

Reagent Kit	單位數 (n)	中位數 (Median)	平均值* (Mean)	標準差* (SD)	變異3係數(CV)
3	15	7.1	7.2	0.73	10.1%
4	10	6.7	6.6	0.56	8.5%
All	25	7.0	6.9	0.66	9.6%

* Calculated by robust method (ISO 13528；Algorithm A)
** Assigned value; Xa
Reagent kit 3：Innovation
Reagent kit 4：Lanner
n < 5 不予統計

Sample 2

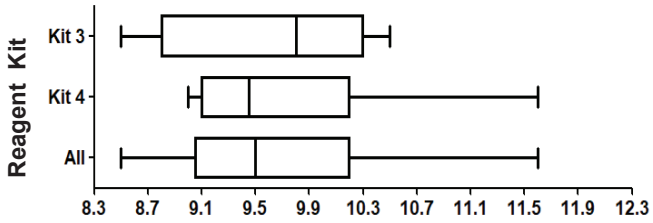

檢體 2

Reagent Kit	單位數 (n)	中位數 (Median)	平均值* (Mean)	標準差* (SD)	變異係數 (CV)
3	15	9.8	9.6	0.80	8.3%
4	10	9.5	9.6	0.68	7.1%
All	25	9.5	9.6	0.75	7.8%

* Calculated by robust method (ISO 13528；Algorithm A)
** Assigned value; Xa
Reagent kit 3：Innovation
Reagent kit 4：Lanner
n < 5 不予統計

Sample 3

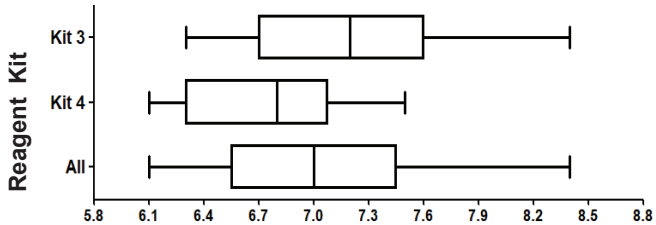

檢體 3

Reagent Kit	單位數 (n)	中位數 (Median)	平均值* (Mean)	標準差* (SD)	變異係數 (CV)
3	15	7.2	7.2	0.65	9.0%
4	10	6.8	6.7	0.53	7.9%
All	25	7.0	7.0	0.63	9.0%

* Calculated by robust method (ISO 13528；Algorithm A)
** Assigned value; Xa
Reagent kit 3：Innovation
Reagent kit 4：Lanner
n < 5 不予統計